




CPKIDS PRESENTS

FAMILY ADVENT DEVOTIONS

*25 Stories & Activities to Celebrate the
Meaning of Christmas*

All devotions have been adapted from
"The Family Book of Advent" by Carol Garborg





Intro

The Advent Christmas Countdown takes 25 days to finish on Jesus' birthday. Start your Family Advent Adventure on ***December 1st***.

We are so excited to have you join us for this special journey! Over the next several days and weeks, we will be exploring the true meaning of Christmas! We will dig into the Bible, learn the names of Jesus, participate in hands-on activities, and much more! It is our hope that by the end of this journey you will have a new perspective and appreciation for what Christmas truly means.

We would love to see your family in action! Share with us some of your experiences on social media! ***Post a pic with this phrase in the caption #cpmeadvent***


History of Advent

Historically, Advent is celebrated for the four weeks leading up to Christmas! It is a time to prepare our hearts for the season. We will reflect on God's promises, what He has done, and what He will continue to do.

This season is not just for waiting, but it is a reminder that Jesus will come again! We get to be a part of this unfolding story! He wants us to grow in our relationship with Him and share Him with others!

We hope that you will enjoy this journey of Advent together as a family!

You may need a few supplies for the activities listed out each week. For a list of supplies see supplies page.





Week 1 - Hope

Hope is defined as a feeling of expectation and desire for a certain thing to happen.

Have you ever hoped something would happen?

- ★ Discuss together some specific things that you have hoped for. (Birthday presents, Christmas, job, car, etc...)


Now, when you were hoping for that thing or that situation did you have confidence it would happen? The Israelites - God's chosen people had a solid expectation that God would come through for them. They clung to the hope of one day seeing their savior come and to them it wasn't an "if" God comes through it was "when" God comes through.

So often in our lives we see things from our small earthly perspective and we can be discouraged and feel that God can't come through or it's too big for him. We can tend to define God's power by the size of our tiny world. As we dive into God's word this week, pray and ask God to stretch your faith and open your heart to hope.

Advent Family Activity

Tonight, we will begin to make our Advent Wreath. Historically, an Advent Wreath is made of evergreen boughs with 4-5 candles. The circle of the wreath reminds of God's unfailing love. In addition we will add a new candle each week. Each candle represents hope, love, joy, and peace and lastly there is one white candle that represents Christ and this candle is typically lit on Christmas Eve or Christmas Day. Each week we will continue to add to our wreath, but for today we will start with the Evergreen branches.

Evergreen branches symbolize God's never-ending faithfulness. Because of His faithfulness we can have hope! For this activity you will need to place your evergreen boughs or wreath on a mantle or table. Place the HOPE candle among the branches or in the center of your wreath. This will remind us of God's faithfulness to us and how He kept his promise to send Jesus.





Week 1 - Hope

Day 1

He's Coming

People wait for a King to come. Luke 2:25, 38

Explore Before

Supplies: A clear plastic bottle of soda (This might be messy so you may want to do this in an area that is easy to clean or go outside!)

"Your King is coming to you; He is just and having salvation." Zechariah 9:9

The Israelites are God's chosen people. He made them a promise to send the Messiah, a King to them. They had to wait for a really long time.

How long do you think they waited for God to send the Messiah? Days, weeks, months? They had to wait for HUNDREDS of years!! Can you believe it? Could you wait that long?


Let's imagine that we are living way back in the days of the Israelites.

Moms asked "When is He coming?"

Dads said "I hope it's soon."

All the kids said "We can't wait!"

But they waited. (shake the bottle and watch the bubbles") And they waited (shake the bottle again) and waited (shake the bottle harder) and they waited some more (shake the bottle really hard and watch all the bubbles)





Week 1 - Hope

Day 1 He's Coming

"They all waited until they were so full of excitement they thought that they might burst! Then one very special day God said, "It's time! The King is coming!" (take the cap off and let the bubbles foam all over!)

After waiting for so long, the King was finally coming! This King wasn't like any other king, this King would bring hope, joy, peace, light and love to the entire world! At Christmastime, we celebrate this King - Jesus.

Over the next few days, we will be counting down to Christmas and reading the entire account of Christmas from the Bible! (This can be found in Luke 2)


We have a lot to celebrate! Christmas is coming!

★ As a family, take a couple of minutes to pray together and thank God for sending Jesus to be the promised King.

Names of Jesus

Did you catch the name of Jesus in our reading today?

Let's see if you can fill in these blanks to find out!





Week 1 - Hope

Day 1

He's Coming

Advent Adventure: Names of Jesus Wreath


During the next 24 days we will be discovering various names for Jesus. We will use this project to remember each of the names of Jesus in the form of a wreath. This wreath can be a family treasure for years to come! Keep an eye out for the Scripture verses each day - they will give you the name of Jesus for that day! Have fun, be creative! If you want to share with us some of your experiences be sure to post a pic to social media using this phrase #cpmeadvent!

Supplies: A wreath, 15 small plain ball ornaments, permanent markers,

Directions:

- Buy a wreath or create your own wreath with various craft supplies or items from your house (ribbon, wire frame, etc..) Options are endless.
- Each time you discover a new name of Jesus, write that name on an ornament.
- Decorate your ornament with fun designs (polka dots, stripes, squiggly lines or swirls)
- Hang your ornament on your wreath

Discuss: Where does a circle start? Where does it end? Just like this circle God has no beginning or end. He will never stop being God. Whenever you see this wreath remember that God is always _____ (fill in your ornament names for Jesus)





Week 1 - Hope

Day 2

I promise

God gives Ahaz a sign. Read: Isaiah 7:1-14

Let's recap our Bible story! King Ahaz was terrified of the coming armies. He trembled with fear. Isaiah - God's prophet had an encouraging word for King Ahaz he said, "Be careful, keep calm, and don't be afraid" (Isaiah 7:4) As we keep reading through this passage we find that God also gave King Ahaz a promise. Reread verse 14. Can you see what the promise was to King Ahaz? The Lord was promising to send Jesus!! This was foretold by the prophet Isaiah way before Jesus was ever born! But this news didn't help King Ahaz, he continued to fear and tremble. He questioned if God would really do what he said and instead of asking God for help he decided to ask another king.

How do you think God felt when King Ahaz asked the other king for help?

Do you think that God keeps all of his promises? All of the time?

God does keep all of his promises! We can believe His promises because He always tells the truth! We should too! We should always follow through with our promises and if we can't keep a promise we shouldn't commit to it. God is always faithful and we should be faithful too.


Advent Adventure : Promise Pocket

Supplies: A small plain gift bag, four pieces of paper, glue stick, markers

Directions

- Write "Promise Pocket" on the gift bag
- On each of the four pieces of paper, draw a picture of one of the following ; an angel; any kind of food; a heart; a snowman.
- Under each picture write the corresponding phrase; 1. God tells His Angels to take care of you (Psalm 91:11) 2. God feeds the birds; He'll feed you too! (Matthew 6:26) 3. Nothing can separate you from God's love (Rom. 8:38-39) 4. God forgives our sins and makes us white like snow!
- Place the four promises inside the pocket and hang on a doorknob.

Discuss: Why does it hurt people's feelings if we break a promise?
Spend a couple of minutes praying for each other .





Week 1 - Hope

Day 3

A Real Person

God would become a real person. Isaiah 7:14


Explore Before

Before we dive into our devo, gather together and discuss the following.

1. Would you rather talk to someone on the phone or in person? Why?
2. What can you do with someone on the phone?
3. What can you do when the person is with you?

"The Lord himself will give you a sign: The virgin will be with child and will give birth to a son, and will call him Immanuel." Isaiah 7:14

Immanuel means "God with us." God promised someday He would leave Heaven to come down to live among us on earth. God would become a baby, grow into a boy, become a smelly teenager and eventually become a man. He wanted to know what it was like to live life the way that we do. God wanted to be close to us! Can you believe it? The God of the Universe wants to be close to us?! Because God spent time on earth He knows how we feel, he's been through life too! When you don't know who to turn to when life is hard or complicated or frustrating, you can turn to Jesus because he knows how you feel! He understands what you're going through. He is Immanuel - God with us! He's not a God that's far away from us, but he is so close to us. We can trust Jesus to because he was a real person just like you and me.





Week 1 - Hope

Day 3

A Real Person

Advent Adventure: Shadows

Supplies: A Lamp or flashlight

Directions:

- Turn on the lamp or flashlight toward the wall
- Place your hand between the lamp and the wall to make shadows.
- Try making different shapes with your hands. What happens when you move your hand?


Remember: Jesus is Immanuel ~ He understands what it's like to do what you do.

Names of Jesus

Can you find today's name of Jesus?

_____ **EL**

Discuss: What would it be like to live in Heaven?
What would it be like to leave Heaven and come to earth?





Week 1 - Hope

Day 4

Happy To Answer

Zechariah and Elizabeth pray for a son.

Read: Luke 1:5-25

From today's Bible passage we are introduced to Zechariah and Elizabeth. Two people who wanted to have a baby and together they prayed that God would hear their requests. Have you ever wanted something and begged mom or dad for it? What did you do if they said yes?

One day an angel appeared to Zechariah and announced that God had heard his prayers and would send him a son! What great news!! But what was Zechariah's response to the angel? (Read Luke 1:18 for the answer) Because of his answer to the angel what was his consequence? (Read Luke 1:20 for the answer)

God always answers our prayers. Sometimes He might say "yes" or maybe "no" and sometimes He will even ask us to "wait" but no matter what answer we get, we can be encouraged to know that God always answers our prayers. It might not be what we want the answer to be, but God knows what is best for us!

Be encouraged that God answers your prayers.

Spend time together in prayer. Make a list of people, situations, or needs in your family. See how God answers your prayers!

Advent Adventure : Smelly Prayers

Supplies: Before beginning this activity, gather various items from around your house that smell good and some that smell bad. (suggestions: cinnamon, perfume, pickles, dirty socks, a candle, leftovers from the fridge, etc. For added fun: place the items in a brown paper bag or use a blindfold to ensure that no one can see the items!)

Directions

- Close your eyes or put on a blindfold. (No peeking!)
- Smell each item and decide if it's a good smell or a bad smell.
- Place the good smell in one pile and the bad smell in another pile.
- When you're all done open your eyes.

The Bible tells us in Rev. 5:8 that our prayers are like incense to God. Incense is like perfume. So our prayers smell good to God!

Discuss: Why is God happy when I pray to him?





Week 1 - Hope

Day 5

Inside Out

Gabriel visits Mary
Read: Luke 1:26-38

"Greetings, you who are highly favored! The Lord is with you... You will be with child and give birth to a son.... He will be great and will be called the ***Son of the Most High.***"

"How will this be," Mary asked the angel, "since I am a virgin"

The angel answered, "The Holy Spirit will come upon you... Nothing is impossible with God."

"I am the Lord's servant," Mary answered. "May it be to me as you have said"


(Luke 28-38 paraphrased)

Have you ever wanted to be picked for something?

Before Jesus was born, God had to pick someone to be Jesus' mother! How would he decide who to pick? Briefly discuss what you think God was looking for in a mother for Jesus. God chose Mary because her heart was pure and she loved God. Mary wasn't famous or fancy. She came from a small town. How does that make you feel to know that God doesn't always pick the famous or the rich people to do His work? God looks at our hearts not on what's on the outside. God chose Mary because He saw her heart!

Names of Jesus

of the





Week 1 - Hope

Day 6

A Great Name

The angel tells Mary to name the baby "Jesus" Luke 1:31

"Have you ever been afraid? (Describe a time when you felt afraid.)

When you felt afraid, what did you do? (i.e. call for mommy, hide) Did you know that we can call out to Jesus whenever we are afraid? He can help us! "Jesus" means Savior or Rescuer. When you call on Jesus, He is quick to respond to you! He saves us when we are afraid, angry, upset and He forgives us for our sin - our wrong choices. There is power in the name of Jesus!

Jesus is always listening and waiting to help us. Spend some time discussing the power of the name of Jesus. Pray together for anything that you may need help with. If you want to ask Jesus to be the leader of your life and to forgive you of your sins, tell Jesus! He loves to hear from you!

You can pray something like this: "Dear Jesus. Thank you for dying on the cross for me! Please forgive me for all the things I've done wrong. I want to live for you. Change my heart. Amen

Advent Adventure: Salty Snow Scene (Opt. 1)

Supplies: 2c. of sea salt, 1/2 c. of water, aluminum foil, cardboard (8x10), decorative pieces (mini pine cones, lego people etc...

Directions:

- Cover the cardboard with aluminum foil
- Crunch up foil in the shape of rocks, etc.. to add dimension to your scene
- Set these shapes on the cardboard
- Mix the water, tablespoon by tablespoon into the salt
- Drop, glop, and press the salt over your scene, covering everything
- Arrange decorative pieces (pinecones, Lego people)
- Set aside until dry


Advent Adventure: Block Letters (Opt. 2)

Supplies: Paper, Markers

Directions:

- Draw or print large block letters J-E-S-U-S
- Have your child use markers, stickers, crayons, and decorate each letter
- Ask: When is it a good time to call on Jesus?

Names of Jesus





Advent Supplies

Supply List

Below you will find a list of the supplies you will need for each day's activities.

Advent Candle Arrangement: Five candles, evergreen boughs, holly, candy canes, and pinecones.

Day 1 - a wreath, 15 small plain ball ornaments, permanent markers

Day 2 - Small plain gift bag, four pieces of paper that will fit inside the bag, glue stick and markers

Day 3 - Lamp and Flashlight

Day 6- 2c. of sea salt, 1/2 c. of water, aluminum foil, cardboard (8x10), decorative pieces (mini pine cones, lego people etc...)

Names of Jesus Answer Key

Day 1 - King

Day 3 - Immanuel

Day 5 - Son of the Most High

Day 6 - Jesus

